


# ROCKY MOUNTAIN RAMBLER

**Rocky Mountain Region Newsletter**

## Greetings From Your Director



Fall has come in with vibrant colors in my neighborhood. At the Casper airport, the wood vine is a filler in flower beds, it is dark Burgandy. So beautiful! No, I did not get a picture. I am planting garlic this month. It was successful las year.

- If your clubs are planting trees related to your clubs or members, please send me information regarding: Tree, place planted, club, State
- As we are doing fall pr oject cleanup, now is a good time to label plants , compost and count your blessings for all of the gardening friends you have made. Enjoy your days

**Shirley Pursel**
**Rocky Mountain Region Director**



**November 2026**

**Inside this issue:**


| | |
|---|---|
| Director's Message | 1 |
| Current Officer Team | 2 |
| Dates to Remember | 2 |
| Website links | 2 |
| In Memoriam | 3 |
| St; Presidents Reports | 4-8 |
| Chairman Reports | 9-16 |
| R<R Reservations-E | 17-18 |
| RMR Officers – St. Pres | 21 |
| RMR Chairman | 22 |
| Just For Fun | 19-20 |


*Fall in love with the moments that Autumn brings*

.

**Special points of interest:**

**2027 RMR Conference Early Room Reservations**



## Your 2025-2027 RMR Officer Team



**Director**
**Shirley Pursel**
**Wyoming**



**Alt Director**
**Mary Lerssen**
**South Dakota**
**and**
**Mary Lerssen**
**Parliamentarian**
**South Dakota**



**Secretary**
**Lorraine Patrick**
**Nebraska**



**Treasurer**
**Lynette Jeffres**
**Wyoming**

## Dates to Remember

| *DATE* | *WHAT* | *WHERE* |
|---|---|---|
| January 1, 2027 | State Awards Chairmen | dzrcc8@yahoo.com |
| January 15, 2027 | Article Deadline for February Rambler | rmrrambler@yahoo.com |
| October 1 – 2, 2027 | 2027 RMR Convention | Omaha, Nebraska |
| January 22 , 2027 | Smokey Bear Posters | State Chairman |

**We would love to hear from you**
**Kansas, Nebraska**
**South Dakota**
**Wyoming**



## How to find our Garden Club Websites

| Site | Website |
|---|---|
| RMR Website | Rocky Mountain Region website **(includes our newsletters)** https://sites.google.com/site/rockymtngardenclubs/home?auth |
| National Garden Club | https://gardenclub.org/ |
| The National Gardener | https://gardenclub.org/national-gardener It's free to members! |

Let's stay connected! It's fun to see what other garden clubs are doing—their officers, activities, projects and gardens they have created. To connect easily, open the RMR Region Website. When open, view the new banner at the very top and select one of the categories e.g. Home, Awards, More. . It is simple as a few clicks of the keyboard. Ctrl + click Go for it!!

RMR Website:
Each of our eight states is listed and all you have to do is click on the state or topic you want to look at.




FOLLOW US ON facebook

Rocky Mountain Region Garden Clubs Facebook Page





**Past-President Patty Coleman** of The Plattsmouth Garden Club in Plattsmouth, Nebraska passed away on October 3, 2026. Cards can be sent to her husband Brett Coleman at 377 Rim Ridge Rd. Plattsmouth, NE 68048. Please keep her family in your thoughts and prayers during the difficult time. Rest in peace, Patty.



**Linda Sadler**, wife of Jim Sadler, passed away October 16, 2026. Gardening and flowers were among Linda's great joys. She and Jim created a beautiful garden together and treasured the friendships they developed through the Missoula Garden Club and other horticultural organizations. Linda served as President of the Montana Federation of Garden Clubs from 2015 to 2017 and was also active in the Missoula Rose Society, Missoula Iris Society, Five Valley Dahlia and Glad Society. She enjoyed participating in flower shows throughout Montana and sharing her knowledge and enthusiasm with fellow gardeners. Rest in peace, Linda





**Bernard "Ben" Lerssen,** husband of Mary Lerrsen our RMR Parliamentarian, passed away on October 22, 2026. Ben had a passion for trap shooting, hunting and fly fishing, especially fly fishing, tying his own flies and loading his own shells. He enjoyed going to coffee with his buddies and meeting with friends to solve the worlds problems and share stories. He enjoyed traveling with Mary to her garden club meetings as well as friends, especially cruising and fishing trips. He was known for his dry humor and wit. A private burial will be held. Rest in peace, Ben.



Rocky Mountain Region Garden Clubs Facebook Page

**NGC Conservation Pledge**
I pledge to protect and
conserve the
natural resources of the
planet earth and promise to promote
education so we may become
caretakers of our air, water,
forests, land and wildlife.



Our beautiful Rocky Mountain Region includes the following States:
**Colorado, Kansas, Montana, Nebraska, North Dakota, South Dakota, Utah and Wyoming**

The Rocky Mountain Region Garden Clubs is an affiliate of
National Garden Clubs, Inc.

# Colorado Federation of Garden Clubs, Inc.



Welcome Fall! I am looking forward to the cooler fall temperatures and hopefully some snow this winter.

We started the fiscal year with 317 members in 17 garden clubs. We gained one club and lost three by the end of the year. One of those clubs was a virtual club which never really got started. We welcomed the Mile High Garden Club with three members a year ago. Within several months, the club lost two members and never recovered. A third club neglected to pay dues and quit when they disagreed with a decision I made. In December, we welcomed the Briargate Community Garden Club. This club is very active with the high school and middle school youth groups.

The Greeley Morning Garden Club celebrated 70 years in April. That club has one charter member who will be 100 yrs old in December. She is quite active in the club.

The majority of the Manitou Springs club members have studied and practice permaculture.

Queens of Spades worked very hard to get all the club members' gardens certified as pollinator gardens.

CFGC has five active flower judges. During July, they judged floriculture and horticulture at the Weld County Fair and the Adams County Fair.

The Floral Arts Study Group in conjunction with CSU Master Gardeners, Happy Transplants Garden Club and CFGC Judges Council, hosted the "Liberty in Bloom" an NGC standard flower show at the Adams County Fair.

The Pikes Peak Designer's Guild, Floral Arts Study Group and Judges Council hosted

"Celebrate Good Times" an NGC Small Standard Petite Home Flower Show in September.

After Hours Garden Club listened to a Master Gardener's presentation on the care of indoor plants and bringing their outdoor plants in for the winter.

This past year, Douglas County Garden Club Members created holiday wreaths and presented them to the library where they meet, the VA Clinic, and the Castle Rock Museum.

The Boulder Garden Club learned about Water Sheds, Flax Planting, Farmers Markets, Wreath Making, and Low Water Gardening.

Cheyenne Mountain Garden Club learned about gardening to both the advantage of themselves and birds. They also had a wonderful bird carver visit and explained his carving techniques and steps.

This year has been both challenging and rewarding. We have new co-chairs for awards, a new editor for our newsletter and a new temporary treasurer to help for the remainder of this term.

As this year's gardening season is wrapping up, I am busy planning next year's annual conference, working on getting our online QuickBooks up and running, getting taxes filed and working to get our state records organized for the next president.

**Pat Smit, President**

## Montana Federation of Garden Clubs, Inc.



What a great convention in Fargo. It was a lovely trip with the Montana 1st and 2nd Vice Presidents. I spent a few years stationed in Minot, North Dakota but it was mostly a new adventure for the three of us. What great test gardens and Landscaped areas we visited and of course the food, entertainment and meetings were all top quality. We stopped at historic and beautiful places on our 1000-mile journey, and my cohorts were thrilled to see all the pelicans.

I received a lot of positive feedback at the RMR meeting regarding **Montana's commitment** to offering the **Flower Show School** series over the next four years. We reviewed the latest update to the NGC Flower Show Schools Manual (see the NGC schools' section on the NGC website) and are confident about offering our first Class of the series. This will most likely be in Central Montana, possibly in late August, to offer it to everyone in Montana and all the states in our Region.

The first class may cost us up to $5000.00 total to offer and this is divided by the number of students who will pay "tuition". The more students the cheaper tuition will be. Instructors will come from out of state since we do not have any NGC certified FSS instructors in our region. Standard class curriculum is two hours of Flower Show procedures, five hours of Horticulture class and 5 hours of Design class so 2 different teachers are required. Teachers' transportation and Room and Board are a big part of the expenses. Facility costs for conducting classes can vary tremendously and we are working to secure a host club that can offer low-cost classrooms. Montana has the advantage of many certified judges across the state who will be teaching assistants of a sort to fulfill all the hands-on requirements that are taught and evaluated.

If students can travel together and share a room, it will cut the individual and/or club cost a lot. Our goal is for each student to pay $200.00 or less per class plus their personal travel expenses. Do you have club members who want to be Flower Show Judges? Maybe your club can plan to subsidize their expenses. Most current judges will tell you that it can be an expensive, yet rewarding hobby.

Maybe you or your members don't want to be certified flower show judges. That is OK. You can attend if all you want is the knowledge and skills to compete in and host flower shows. These are the right classes to offer flower shows in your club activities. You will learn what is needed to be effective flower show committee members and chairpersons to enhance your community education of the primary National Garden Club mission to educate community's. Once we begin, Montana will offer each of the four courses that are required to certify judges over the following three years to give the full range of education to all participants.

Please send a text to me at 406-781-7615 or Email to mfgc.jeanniebennett@gmail.com with possible student names, states, and for Q and A. Thank you.

**Jeannie Bennett,**
**MFGC President**

## North Dakota the Peace Garden State



Fall has arrived as it always does. But this past growing season, I will remember as one of the hardest for me. We all have a year that just does not have the weather and growing conditions we want. We can look back, reflect and perhaps realize that it was not all that bad in the end. Hopefully!

One thing for sure, as gardeners, we are very hard workers and will work thru adverse conditions.

The Red River Valley here in North Dakota has been thru a drought, early season heat, that continued thru the summer. There has been some rain but too late for some, not enough for others. Too hot for tomatoes to ripen, too few cucumber flowers to produce or things just dried up.

However, those plants/flowers grown in containers did well, since we can water them.

At our September meeting, we rewarded three members for their work from the Rocky Mountain Region Conference. Five Photography Awards went to Sandra Vigen and two Photography Awards went to Beth McNea. Also, Mark Blonigen's project at the Bison Exhibit, Red River Zoo, was awarded for Conservation and Environmental Concerns. Congratulations on your hard and beautiful work!

Our club toured a local homeowners' Dahlia garden, who earlier in the year spoke to us on how to store dahlias over the winter months and grow them.

The end of the season led the Fargo Garden Society to another very successful Fall Plant Sale to replenish our funds. Great weather, sunshine, a little breezy.

Over 20 members showed up, opened their trunks, set up their table and sold their hard season work. Perennials, houseplants, decor, tools, pots, etc

**Joyce Hanna**
**North Dakota President**



## The Utah Associated Garden Clubs, Inc.



Thank you to Mary Carlson for highlighting Utah in her last Blue Star Memorial article in the RMR Rambler!

The Utah Associated Garden Clubs (UAGC) is gearing up for our 2026 Fall Convention to be held in Brigham City, UT. One of our Northern club's, Cache Garden Club, requested more information on the "Benefits of Belonging" and so we will be reviewing State, Rocky Mountain Region (RMR) and National Garden Club (NGC) benefits. We will show Brenda Moore's video "50 Shades of Green" and end by presenting our 2025 RMR and NGC awards. A catered lunch will be served.

The Utah Iris Society held its 2026 Fall Awards Banquet. These awards are from their National organization. They finish by playing Bingo. 😊

The Utah Dahlia Society held their Fall Flower Show at Thanksgiving Point. A beautiful array of all kinds of Dahlias. Below is the Best of Show winner.

**Sue McJames**
**UAGC State President**
***"Stewards of the** Earth"*








## Awards



Hello Everyone,

My name is Chris Martin, and I'm the Awards Chair for RMR. I'm excited to work with all of you. This article contains information on NGC Awards, as well as RMR Awards.

The **photography contest information will be sent after Jan 1, 2027**

**NGC Awards:**

Here is the link to the NGC awards, which has all the information you need to apply for those awards. Please note that these awards are from January 1,2026 through December`31, 2026. https://gardenclub.org/ngc-awards (Most of the NGC Awards are for the 26 year. Some things have due dates of Jan 1, 2027, youth awards are due to states by 2/1/27 and to NGC chair by 3/1/27)

Please note:

NGC AWARD Rules:

No individual, single-member club, group of member clubs, Council, or District may make a direct application to National Garden Clubs. Your State Chairman must submit all applications and must include the appropriate NGC Application Cover Sheet. Application Cover Sheets are posted in fillable format on the NGC website under FORMS. Please ensure you are aware of the due dates required by your state chair. If s/he misses those due dates, your application won't be considered.

THE MEMBER AWARD OF HONOR IS THE EXCEPTION for NGC AWARDS:

**MEBER AWARD OF HONOR AWARD:**

Awarded to one member in each region whose volunteer efforts during a period of five or more years, has made outstanding contributions to club and community, in one or more of the following areas: civic development, horticulture therapy, youth activities, conservation, landscape design, horticulture, floral design, or all-around excellence. Eligibility: any member of a State Garden Club, who has never been a member of the NGC Board of Directors. Eligibility and Rules listed on NGC Website, www.gardenclub.org , "Awards" – Member Award of Honor. A book of evidence should be submitted not to exceed three pages. Obtain state's deadline date. State Awards Chairman forwards one entry to Regional Awards Chairman by January 1. The eight Regional Winners will receive a NGC Certificate and a pin at the NGC convention. They will be recognized in The National Gardener.

**NGC YOUTH AWARDS:**

Poetry: Celebrate America's 250th Birthday with Red, White and Blue." However, the theme should not be used as the title to any poetry. When judging, the title is worth 10 points.

Your state award winners need to be sent to me by 2/1/2027 (1 from each grade K-12) in each of these Categories: General Education, Special Education, English as a Second Language I will send these to the appropriate NGC chairman. If there is more than one from each grade, I will have someone judge them as as a Region, we can only send one entry per grade and category.

All poems are submitted to a local garden club affiliated with National Garden Clubs, Inc. Local clubs send their winning poems (1 per grade-level) to their State by the published State deadline.

~~ cont'd

## AWARDS ~~ cont'd

State winning poems are sent to their Region Contest by 2/1/2027. Region winners are sent to the National Contest by 3/1/2027. National winning poems are announced in May 2027, and published online in a free digital poetry booklet

Please note: When sending Region winning entries to NGC: All Region winning entries must be typed, titled, and sent to the National Chairperson in MS Word format via email, and the original hard copy mailed for judging. State Awards Chair, please send your entries to me via email, but remember to mail the original to me so that I have them no later than 2/1/27 as I need to get the regional award winners to the National Chairman by 3/1/27. Thanks

Here is the link to the NGC website for poetry: https://gardenclub.org/sites/default/files/2026-05/NGC_Youth_Poetry_Flyer_HQ_2026.pdf

Youth recyclable sculpture contest: This is open to students in grades 4-12. Here is the link to the NGC website for recyclable sculpture: https://gardenclub.org/youth-recycled-sculpture-contest

RMR Awards:

The RMR Awards handbook is attached (as a separate document) along with the form to be completed. Please look carefully at the email address to which you are sending the awards. The Photography contest rules will be sent in the spring Rambler. You can send your awards at any time. I kindly request that clubs refrain from sending duplicates for the same award. If there are sub-categories for an award, clubs can submit for each sub-category.

All Awards are due to me by July 30, 2027

I ask that all awards be sent digitally unless they're scrapbooks or yearbooks. Those can be sent by mail. (If you do these digitally, please send them electronically.)

A certificate will recognize all submissions if it is placed first through honorable mention. There's no monetary award.

All submissions must fill out the award form as well as the permission form to be considered.

All award submissions should be sent to RMRAWARDS1@gmail.com

If submissions are mailed, please mail them to Chris Martin, PO Box 86, Friend, NE 68359

Please don't hesitate to contact me if you have questions. PLEASE, PLEASE, PLEASE keep track of the awards you send me. I try to acknowledge entries within 72 hours. If you have sent an entry to me and you have not heard from me, please contact me at dzrcc8@yahoo.com. (don't send them to this address). If you have sent them prior to the deadline and I don't have them, I will work with you to enter them. I will not accept late entries this year. Please, send them on time. Thanks.

Please tell us your club's story by submitting award applications. Thanks so much

Chris Martin, Chairman
402-540-2241
Dzrcc8@yahoo.com

Classified as Microsoft Confidential

## Blue Star

### BLUE STAR &GOLD STAR MEMORIALS FEATURING THE STATE OF SOUTH DAKOTA



**South Dakota Blue Star Memorials** will be highlighted in this issue of the RMR Newsletter.

Margaret Straley is the Blue Star/ Gold Star Memorial representative for the state of South Dakota. As I have documented previously, South Dakota has eight Blue Star memorials and three By-Way memorials. These were listed with dates when ordered from Sewah Studios. Margaret has put together the list with dates and detailed locations. This has taken her many hours and some travel. I am presenting her work directly below and a map of locations on which she has placed a star at the locations.

June 18, 1952 — The first Memorial Mark in South Dakota was placed in Custer State Park. It is located on the pigtail turn of Highway 87 just 2 miles from Sylvan Lake Resort. It is one sided and mounted to the side of a hill.

April 15, 1959 - A Highway Marker was placed at the entrance of Lake Pactola, Hill City. It was placed by the Evergreen Garden Club, Hill City.

July 29, 1973 —A Highway Marker was installed one mile south of the junction of US 12 and US 83 near Selby. On April 28, 2018 the Highway Marker placed near Selby was relocated to the Mobridge City Park. This was a project of the Java Garden Club. The move was a project of the Mobridge Garden Cub.

Oct. 17, 1976 - A Highway Marker was installed at Webster on US 12 (Prairie Village). It is now on the county fairgrounds on the west side of town.

March 13, 2001- A By-way Marker was placed at the National Cemetery south of Sturgis on 1-90. It is on an independent post on the west side of the main drive. It was placed by Evergreen Garden Club, City.

2003 — A By-way Marker was on the wall on the north entrance (Nursing Wing Entrance) of the Royal C. Johnson Veterans Administration Hospital in Sioux Falls. It was placed by the Sioux Falls Garden Cub.

2008 - A By-way Marker was placed in Veteran's Memorial Park North Menlo Ave in Sioux Falls. The market is mounted on the infamous rose quartzite stone of the Sioux Falls area. There is a bench on the back side of the stone. It was placed by Sioux Falls Garden Club.

January 5, 2008- A Highway Marker was placed at the V.F.W. in Sisseton (E. Hwy 10). It was placed by the South Dakota Garden Club in conjunction with the American Legion Post 50 and the American Legion Auxiliary at Sisseton. ~~

cont'd

Classified as Microsoft Confidential

## Blue Star ~~ cont'd

April 22, 2017 - Highway Marker was placed at the Veterans Memorial Park, Dell Rapids. It is located west of the intersection of Highway 115 and West Main Street. It was placed by the Dell Rapids Area Garden Club.

May 29, 2017 - Highway Marker placed at Veterans Memorial Park on Highway 46 in Beresford. It was placed by the South Dakota Garden Club and Sioux Falls Garden Club.

August 19, 2017 - Highway Marker placed at Mitchell Veteran's Park on the south end of Main Street. It is incorporated within the park that includes a water feature and landscaping on a site where a business building had burned. It was placed by the Mitchell Area Garden Club.

South Dakota has no Garden Club Gold Star Memorials at this time. The National Garden Club did not have a Gold Star Memorial program until about 2017, when the Gold Star Mothers requested the National Garden Club to include the Gold Star Memorials

However, South Dakota has three Hershal Woody Williams Gold Star Memorials. The locations and installation dates are as follows: Sioux Falls Veterans Memorial Park and Sturgis at the Harley-Davidson Point Park Plaza, both installed in 2022, and Aberdeen in Anderson Park in 2025. A picture of a Hershal Woody Williams memorial was published in the last RMR Newsletter. They are made of black granite and cost approximately $100,000 each.

As you drive through South Dakota, stop and visit a Blue Star Memorial. If you notice any that need repair, report this to Margaret.

The next issue of the RMR newsletter will present the story of Lola Leu, who started the Blue Star Program for Nebraska and served in that position for 40 years. She also served for about six years as the Rocky Mountain Region Blue Star Representative.

Following the story of Lola, I plan to feature the state of Wyoming.



Classified as Microsoft Confidential

## Blue Star ~~ cont'd

Sue is working with Candice Wells, the National Garden Club Blue Star Representative, who keeps the record of all memorials ordered. It is hoped that the memorials ordered in 1978 and 1979, and the proposed 1974/75 Parleys Canyon, Kimball Junction memorial can be located.

There are no National Garden Club Gold Star Memorials in Utah. However, the state has five Hershal Woody Williams Foundation Gold Star Memorials, one planned for installation in November 2026, and another being planned. These memorials extend across the state. They are large India black granite, made up of four panels, which are engraved on the front with a tribute to Gold Star families. The back depicts homeland family, patriot and sacrifice. Each memorial measures about 16 feet long and 7 feet high. The cost begins at $100,000 to order the memorial with additional costs of creating a base and installing benches. The money for these memorials is made possible by donations from organizations such as the American Legion, the Veterans of Foreign Wars and others.



The first Hershal Woody Williams Gold Star Memorial, installed in 2020, is located in North Ogden. Others include South Jordan and St. George 2022, Draper City 2024, and Orem 2026. In November 2026, one is to be installed in Brigham City, and another is planned for Layton, Utah.

As you drive through Utah, perhaps you can solve the mystery of the missing memorials. Also, take time to note the condition of all the Blue Star Memorials, Highway Memorials, and By-way Memorials, and report any issues/problems to Sue McJames. Sue values your assistance In keeping track of the memorials. When memorials need to be refurbished, Tom Stelling from Florida spends his summer restoring memorials across the nation. He has developed special paint and takes the old paint off down to the metal and applies his specially made green and gold paints. It takes him about eight hours to do a restoration, which is cheaper than replacing the memorial. Seven restorations have been done in Nebraska.

Also, are there special places in Utah where a National Garden Club Gold Star Memorial or Gold Star By-way Memorial would fit? Let Sue know.

**Mary Carlson**
**Blue Star Chairman**

*"Peace grows where patience lives throughout this season" by Emma Scott*

Classified as Microsoft Confidential

# Flower Symposium



## Nature's Treasures for Winter Arrangements

- As the gardening season winds down and frost begins to touch the landscape, many gardeners think their harvesting days are over. However, autumn and early winter offer an abundance of natural materials along country roads, fence lines, and even in our own backyards that can be gathered and preserved for beautiful winter arrangements.

- One of the joys of creating winter decorations is seeing ordinary roadside plants transformed into lasting displays. Seed heads from grasses, cattails, teasel, and wildflowers add texture and interest to arrangements. Pinecones, twisted branches, dried hydrangea blooms, and colorful leaves can all become striking design elements. Rose hips, snowberries, crabapples, and other ornamental berries provide welcome color during the gray months of winter.

- A favorite method for preserving berries is dipping them in paraffin wax. The process is simple and helps maintain their fresh appearance for months. Melt paraffin wax in a double boiler, allowing it to become completely liquid. Holding the stem, quickly dip the berry cluster into the warm wax and remove it immediately. Allow the excess wax to drip off before hanging the cluster to dry. The thin coating of wax seals in moisture and helps the berries retain their color and form. Once dry, the preserved berries can be used in wreaths, centerpieces, and winter flower arrangements.

- When gathering materials, always collect responsibly. Seek permission before gathering on private property and avoid removing large quantities from any one area. By leaving plenty behind, we ensure wildlife can continue to benefit from these valuable food sources and that plants can naturally reseed themselves.

- Many of the most attractive arrangement materials may already be growing in our gardens. Coneflowers, sedum, ornamental grasses, yarrow, and rose hips are excellent additions to winter displays. Rather than cutting everything back in the fall, consider leaving some plants standing until you've had a chance to harvest their seed heads and stems for indoor use.



- In the autumn, I also love to create arrangements using pumpkins. Simply cut an opening in the top of the pumpkin and place a small container inside to hold water or insert floral foam. Then let your imagination go wild. Fresh flowers, dried materials, colorful berries, and ornamental grasses can all be combined to create a unique seasonal centerpiece that celebrates the harvest season.



- Creating winter arrangements from natural materials is a wonderful way to extend the gardening season. A walk down a country road or a stroll through your backyard may reveal an abundance of treasures waiting to be collected. With a little imagination and a simple paraffin-wax dip for colorful berries, nature's harvest can brighten our homes throughout the long winter month

~~cont.d

# Membership



- **Growing Our Garden Club—One New Member at a Time**
- Every thriving garden begins with a single seed, and every thriving garden club grows one new member at a time. As we look toward the coming year, we have an exciting opportunity to share the joy of gardening, friendship, and community service with others.
- Many people enjoy gardening but don't realize there is a local club where they can learn new skills, exchange ideas, and make lasting friendships. Our members know that garden clubs are about much more than flowers.
- We promote environmental stewardship, support community beautification, encourage conservation, share gardening knowledge, and have fun along the way.
- Each of us is the club's best ambassador. Think about neighbors, friends, co-workers, church members, or family who enjoy gardening, birds, nature, floral design, or simply spending time with people who share similar interests. A personal invitation is often all it takes for someone to attend their first meeting.
- Here are a few simple ways to help our club grow:
  - ● Invite a friend to attend a meeting or special program.
  - ● Bring a guest to a garden tour or community project.
  - ● Share photos of club activities on social media.
  - ● Welcome visitors warmly and introduce them to other members.
    - ● Tell others about the friendships, learning opportunities, and satisfaction that come from giving back to the community.
- New members bring fresh ideas, new talents, and renewed enthusiasm. They help ensure that our club continues to flourish for years to come. Whether someone is an experienced gardener or has just planted their very first flower, there is a place for them in our club.
- As gardeners, we know that growth doesn't happen overnight—but with care, encouragement, and a little sunshine, wonderful things bloom.
- This year, let's all plant a different kind of seed. Invite someone to join us. Together, we'll continue growing not only beautiful gardens, but a vibrant garden club filled with friendship, learning,



- Who will you invite to our next meeting?
- **Barb Yates, Chairman**

## Smokey Bear Woodsy Owl



### 2027 Smokey Bear Woodsy Owl Poster Contest

It is that time of year again. Let's get out there and start talking about Smokey and Woodsy

**(FIRE PREVENTION and CLEANING UP THE PLANET)**

Things have changed concerning the prizes for the poster contest. There are two changes:

The grand Prize is no longer a trip for four to Washington, DC.

Instead, the grand prize winner will receive a certificate, a trophy, and a framed copy of the winning poster during a recognition ceremony coordinated by the **Garden Club that sponsored the submission.**




Certificates and prize money ($50) for the five national winners will be mailed following the National Garden Clubs 2027 annual meeting.

**Poster requirements:**

1. Posters must be on 11 1/2 x 17" paper. No three-dimensional techniques accepted
2. Posters must be received by your state poster chairman **by January 22, 2027**.

If you have any bookmarks or other Forest Service materials, please dispense them sparingly. The Forest Service is **not giving** out free materials, not even bookmarks. I think their budget is tight.

**Connie MacKay, Chairman**



### Basil Overload!

Wonder what to do with your basil plants that were very energetic this year? I had five of them that were really outstanding, but I didn't know how to use all of the leaves and I hate to waste! My research found a number of ideas.

Of course, we all know about pesto! We are not wild about it but I can add it to sauces, etc. Maybe someone has a better recipe than I have tried with just parm cheese, basil and a little salt? I froze some pesto in ice cube trays for the winter. I also froze some whole leaves to use this winter on pizza, pasta, etc.

The new item I made was basil salt. I put equal parts of basil and salt in my food processor and processed it until it was a fine mix. I put it on parchment paper on a sheet pan and into the oven at 225 degrees for about 30 minutes to dry. It is good on tomatoes but can be used for seasoning anything you choose.

My favorite thing to do with basil is share it with family, friends and anyone who stops! It is by far the easiest and quickest way to use it! It is also satisfying and economical because what you give away often comes back to you in some form! Enjoy and stop for basil if you are in my area!

**Mary Lerssen**

Classified as Microsoft Confidential

## Platsmouth Garden Club News.

The Fall Flower Show and Plant Sale was held in conjunction with The Plattsmouth Harvest Festival. We raised the bar this year by walking in the Harvest Festival parade and passing out coupons and flowers. Ultimately, the Plattsmouth Garden Club raised approximately $700! And we have three new members!



L to R: Volunteers, Heather DePuy, Merri Breitkreut, Lorraine Bera, Karin Forrest, Jaye-Lynne Meyer, Tim Renkema, Beccy Thompson, Michele Renkema, Randi VanDyne




Honey donated by Yolanda Lasso for the raffle.

## 2027 RMR Convention in Nebraska



**RMR conference goers--reserve their rooms with this rate**

**SAVE THE DATE: NEBRASKA** invites you to the annual RMR Conference, **Friday, October 1–Saturday, October 2, 2027, at Eugene T. Mahoney State Park**, overlooking the Platte River Valley, a half hour from Lincoln or Omaha, NE. Reserve your room early; rooms are first come, first served.

**Rates are currently (through Dec. 31)**. Rates will go up after Dec. 31, 2026, but I'm not sure of the price.

**$110 plus tax 2 queen beds**
**$130 plus tax 2 queens and sofa**
**38/40 rooms are available at Peter Kiewit Lodge. Payment is due when booking.**
**Book: 1-844-637-2757 or outdoornebraska.com**
**Check cancellation policies**

**Cabin information on the next page.**

– SAME PARKS –

## CABIN & LODGE ROOM 2026 RATES

| CABINS (57) | | # OF PEOPLE SLEEPS | MAY – SEPT RATE | MAY – SEPT Rate w/Tax* | Off-Season** OCT – APRIL RATE (30% Discount, Sun thru Thurs Only**) | Off-Season** OCT – APRIL Rate w/Tax* |
|---|---|---|---|---|---|---|
| 2STD (8) | Standard Two Bedroom | 6 in 2 queen-sized beds & 1 Murphy bed | $190.00 | $219.35 | $133.00 | $156.37 |
| 2BFQ (4) | Standard Barrier-Free Two Bedroom | 6 in 2 queen-sized beds & 1 Murphy bed | $190.00 | $219.35 | $133.00 | $156.37 |
| 2SGL (22) | Single Level Two Bedroom | 8 in 1 queen-sized bed, 2 sets of bunk beds & 1 Murphy bed (except cabins #47-48 & 51, sleeps 6, Murphy bed is not included) | $210.00 | $241.45 | $147.00 | $171.84 |
| TREE (10) | Treetop – Two Story with Loft Family Room | 6 to 8 in 1 queen-sized bed, 2 sets of bunk beds & 1 queen-Sized Murphy bed | $210.00 | $241.45 | $147.00 | $171.84 |
| 2DLX (4) | Two Bedroom Deluxe | 4 to 6 in 2 king-sized beds & 1 queen-sized Murphy bed | $210.00 | $241.45 | $147.00 | $171.84 |
| 4DLX (3) | Four Bedroom Deluxe | 8 to10 in 4 king-sized beds & 1 queen-sized sofa sleeper *** | $335.00 | $379.58 | $234.50 | $268.53 |
| 6DLX (3) | Six Bedroom Deluxe with Finished Basement | 16 to 20 in 6 king-sized beds, 2 sets of bunk beds w/ double beds on the bottom of bunks, 1 queen-sized sofa sleeper & 1 Murphy bed *** | $485.00 | $545.33 | $339.50 | $384.55 |
| 6STD (3) | Six Bedroom Standard with Finished Basement (Governor's Row) | 12 in 1 king-sized bed & 5 queen-sized beds *** | $405.00 | $456.93 | $283.50 | $322.67 |
| 4GOV (3) | Four Bedroom Governor's Row with LL Living Room | 8 in 1 king-sized bed & 3 queen-sized beds *** | $376.00 | $423.78 | $262.50 | $299.47 |

*** All cabins & lodge rooms have 1 bathroom except the 4 bedroom deluxe cabin, which has 2, the 6-bedroom deluxe cabin, which has 4, the 6-bedroom standard (Governor's Row), which has 3, and the 4-bedroom Governor's Row which has 2.

(Prices are subject to change)

| LODGE ROOMS (39) | | # OF PEOPLE SLEEPS | MAY – SEPT RATE | MAY – SEPT Rate w/Tax* | Off-Season** OCT – APRIL RATE (30% Discount, Sun thru Thurs Only**) | Off-Season** OCT – APRIL Rate w/Tax* |
|---|---|---|---|---|---|---|
| LRVD (8) | Loft River View w/Deck | 4 to 6 in 2 queen-sized beds & 1 queen-sized sofa sleeper | $130.00 | $153.05 | $91.00 | $109.95 |
| LPVD (9) | Loft Park View w/Deck | 4 to 6 in 2 queen-sized beds & 1 queen-sized sofa sleeper | $120.00 | $142.00 | $84.00 | $102.22 |
| SRVD (8) | Standard River View w/Deck | 4 in 2 queen-sized beds | $115.00 | $136.48 | $80.50 | $98.36 |
| SBFL (4) | Standard Barrier-Free Park View | 4 in 2 queen-sized beds | $110.00 | $130.95 | $77.00 | $94.49 |
| SPV (4) | Standard Park View | 4 in 2 queen-sized beds | $110.00 | $130.95 | $77.00 | $94.49 |
| SRV (8) | Standard River View (Basement level of lodge) | 2 in 1 king-sized bed | $115.00 | $136.48 | $80.50 | $98.36 |

Connecting Rooms are #304 & #306 and #312 & #314

(Prices are subject change)

* Rate with tax' also includes a one-time reservation fee of $6.50 (applied to the first night of the reservation).

**Holiday stays and special events are excluded.

***All cabin and lodge rooms have 1 bathroom except the 4 bedroom deluxe cabins, which have 2; the 6-bedroom deluxe cabins, which have 4; and the 6-bedroom standard (Governor's Row), which have 3 bathrooms.

***Lodging check-in time is 4 pm; check-out time is 11 am.***

Lodging reservations may be made at www.outdoornebraska.org, the Call Center at (402) 471-1414 or E.T. Mahoney State Park at (402) 944-2974



# November

## Word Scramble

The mischievous squirrel Nutmeg was busy gathering autumn treasures. In her excitement, she accidentally jumbled the words of the season, scattering them across the forest! Now, it's up to you to unscramble the fallen letters before the first snowfall!

| | | | |
|---|---|---|---|
| URCOOPINCA | _____ | EMSITRACI | _____ |
| RDECI | _____ | YRACREBRN | _____ |
| LGMRIIP | _____ | REKA | _____ |
| COLIEETN | _____ | VTOE | _____ |
| LBOFOATL | _____ | ANUTUM | _____ |
| NFSGTFIU | _____ | SVEHTAR | _____ |
| USIIASTATGR | _____ | UTEYRK | _____ |
| CPISR | _____ | UPKNMPI | _____ |
| TOFSR | _____ | VKHGNNTIGSIA | _____ |
| ESELAV | _____ | ETVRAEN | _____ |
| OBNEERMV | _____ | BOBEGL | _____ |
| POCISOR | _____ | EATWRSE | _____ |

### Scrambled Words

| | | |
|---|---|---|
| Vote | Veteran | Turkey |
| Thanksgiving | Sweater | Stuffing |
| Scorpio | Sagittarius | Rake |
| Pumpkin | Pilgrim | November |
| Leaves | Frost | Harvest |
| Gobble | Football | Election |
| Crisp | Cranberry | Cornucopia |
| Cider | Autumn | Armistice |

Classified as Microsoft Confidential

# Pumpkin Patch

**Across**

4. Season between summer and fall
5. Color of ripe pumpkin
6. Educational outing away from school
9. Agricultural attraction with winding paths
10. Versatile autumn vegetable
11. Sweet treat on a stick
12. Dried stalks used for bedding or mulch
13. Plant with long trailing stems
16. Pressed apple beverage
17. Four wheeled vehicle for hauling
18. Carved pumpkin with a light inside
21. Gathering of ripe crops
22. Hard shelled fruit in the cucurbit family

23 Large round orange squash

**Down**

1. Farm vehicle for pulling equipment

2.Single wheeled garden cart

3. Plant embryo encased in protective cover.
4. Land used for growing crops or raising animals
7. Small area of planted vegetables

8 October 31st holiday

10. Straw filled figure to deter birds
11. Activity of cutting designs into pumpkins
14. Recreational ride on a wagon filled with hay
15. Foliage that changes color in autumn
19. Another name for the fall season
23. Part of a plant connecting leaf to branch



| | | |
|---|---|---|
| Autumn | Hayride | Stem |
| Caramel Apple | Jack-o-Lantern | Straw |
| Carving | Leaves | Tractor |
| Cider | Orange | Vine |
| Corn maze | Patch | Wagon |
| Fall | Pumpkne | Wheelbarrow |
| Farm | Scarecrow | |
| Field Trip | Seeds | |
| Gourd | Squash | |
| Halloween | | |
| Harvest | | |

Classified as Microsoft Confidential

# Rocky Mountain Region Officers 2025-2027

| Office | Officer | E-mail |
|---|---|---|
| Region Director | **Shirley Pursel**<br>"Many Hands Make All Work Light,"<br>PO Box 6105<br>Riverton, WY 82501 | 307-851-2966<br>shirleypursel@yahoo.com |
| Alternate Director | ~~ | ~~ |
| Secretary | **Lorraine Patrick**<br>Nebraska | Loraine-patrick0809@yahoo.com |
| Treasurer | **Lynette Jeffres** 915 East Roosevelt Ave.<br>Riverton, WY 82501-2937 | 307-856-4399<br>307-851-1972 c<br>ljeffres@gardenclub.org |
| Parliamentarian | **Mary Lerssen**<br>2615 East Woodland Hills Rd. Sioux Falls, SD 57103-4335 | 605-759-7837 c<br>lerssenm@sio.midco.net |
| Historian | Open | |

# RMR State Presidents 2025-2027

**Colorado Federation of Garden Clubs, Inc.**
**Pat Smit**
*"PLANT AMERICA, plant native, plant for pollinators."*
pat.smit@live.com

**Kansas Associated Garden Clubs, Inc.**
**Penny Morgan**
1321 SW Pin Oak
Parkway Topeka, KS
66615
785-250-8219 pmorganks@aol.com

**Montana Federation of Garden Clubs, Inc.**
**Jeannie Bennett**
*"Theme"*
jeanniebennett@gmail.com

**Federated Garden Clubs of Nebraska**
*"Theme"*
**Rod Ruzanic**
ruzanicrod@gmail.com

**North Dakota State Garden Clubs**
**Joyce Hanna**
*"Conserve Nature and Grow Friends in North Dakota*
Fargo, ND 58103 701-541-4590
jhanna4354@gmail.com

**South Dakota Federation of Garden Clubs**
**Pam Catalano**
*"Planting Native Plants Benefits Everyone"*
606 S
Minnesota St
Mitchell, Sd
57307
605-630-0719
pamcatalano062@gmail.com

**The Utah Associated Garden Clubs, Inc.**
**Sue McJames** *"Stewards of the Earth"*
1669 Redstone Ave., A-2,
Park City, UT 84098
435-901-2707 susanmcjames@hotmail.com

**Wyoming Federation of Garden Clubs, Inc**
"the love of gardening is a seed once sown that never dies…
- Gertrude Jekyll
**Susan Pixley**
sannpixley@gmail.com